



LEVEL 3

Your survey report...

Property address

Client's name

Consultation date (if applicable)

Inspection date

Surveyor's RICS number

3

Contents

A	About the inspection	3
B	Overall opinion	6
C	About the property	14
D	Outside the property	19
E	Inside the property	23
F	Services	26
G	Grounds	28
H	Issues for your legal advisers	29
I	Risks	30
J	Energy matters	30
K	Surveyor's declaration	30
L	What to do now	30
M	Description of RICS Home Survey – Level 3 service and terms of engagement	30
N	Typical house diagram	30

The RICS Home Survey – Level 3 is reproduced with the permission of the Royal Institution of Chartered Surveyors, which owns the copyright, 2021 RICS ©

A

About the inspection

This RICS Home Survey – Level 3 has been produced by a surveyor, who has written this report for you to use. If you decide not to act on the advice in this report, you do so at your own risk.

A

About the survey

As agreed, this report will contain the following:

- a thorough inspection of the property (see 'The inspection' in section M) and
- a detailed report based on the inspection (see 'The report' in section M).

About the report

We aim to give you professional advice to:

- help you make a reasoned and informed decision when purchasing the property, or when planning for repairs, maintenance or upgrading the property
- provide detailed advice on condition
- describe the identifiable risk of potential or hidden defects
- propose the most probable cause(s) of the defects, based on the inspection
- where practicable and agreed, provide an estimate of costs and likely timescale for identified repairs and necessary work, and
- make recommendations as to any further actions to take or advice that needs to be obtained before committing to a purchase.

Any extra services we provide that are not covered by the terms and conditions of this report must be covered by a separate contract.

About the inspection

- We carry out a desk-top study and make oral enquiries for information about matters affecting the property.
- We carefully and thoroughly inspect the property, using reasonable efforts to see as much of it as is physically accessible. Where this is not possible, an explanation will be provided.
- We visually inspect roofs, chimneys and other surfaces on the outside of the building from ground level and, if necessary, from neighbouring public property and with the help of binoculars.
- We inspect the roof structure from inside the roof space if there is access. We examine floor surfaces and under-floor spaces, so far as there is safe access and with permission from the owner. We are not able to assess the condition of the inside of any chimney, boiler or other flues.
- If we are concerned about parts of the property that the inspection cannot cover, the report will tell you about any further investigations that are needed.
- Where practicable and agreed, we report on the cost of any work for identified repairs and make recommendations on how these repairs should be carried out. Some maintenance and repairs that we suggest may be expensive.
- We inspect the inside and outside of the main building and all permanent outbuildings. We also inspect the parts of the electricity, gas/oil, water, heating, drainage and other services that can be seen, but these are not tested other than normal operation in everyday use.
- To help describe the condition of the home, we give condition ratings to the main parts (the 'elements') of the building, garage, and some parts outside. Some elements can be made up of several different parts.
- In the element boxes in sections D, E, F and G, we describe the part that has the worst condition rating first and then outline the condition of the other parts.

 **Reminder**

Please refer to your **Terms and Conditions** report received on the for a full list of exclusions.



About the inspection

Surveyor's name

Surveyor's RICS number

Company name

Date of the inspection

Report reference number

Related party disclosure

Full address and postcode of the property

Weather conditions when the inspection took place

Status of the property when the inspection took place

B

Overall opinion

This section provides our overall opinion of the property, highlighting areas of concern, and summarises the condition ratings of different elements of the property. If an element is made up of a number of different parts (for example, a pitched roof to the main building and a flat roof to an extension), only the part in the worst condition is shown here. It also provides a summary of repairs (and cost guidance where agreed) and recommendations for further investigations.

Important note

To get a balanced impression of the property, we strongly recommend that you read all sections of the report, in particular section L, 'What to do now', and discuss this with us if required.

B

Summary of condition ratings

Overall opinion of property

--

B

Condition ratings

To determine the condition of the property, we assess the main parts (the 'elements') of the building, garage and some outside areas. These elements are rated on the urgency of maintenance needed, ranging from 'very urgent' to 'no issues recorded'.



Documents we may suggest you request before you sign contracts

There are documents associated with the following elements. Check these documents have been supplied by your solicitor before exchanging contracts.

Element no.	Document name	Received



Elements that require urgent attention

These elements have defects that are serious and/or need to be repaired, replaced or investigated urgently. Failure to do so could risk serious safety issues or severe long-term damage to your property.

Element no.	Element name	Comments (if applicable)

B

Condition ratings

2

Elements that require attention but are not serious or urgent

These elements have defects that need repairing or replacing, but are not considered to be either serious or urgent. These elements must also be maintained in the normal way.

Element no.	Element name	Comments (if applicable)

1

Elements with no current issues

No repair is currently needed. The elements listed here must be maintained in the normal way.

Element no.	Element name	Comments (if applicable)

NI

Elements not inspected

We carry out a visual inspection, so a number of elements may not have been inspected.

Element no.	Element name

B

Condition ratings

Summary of repairs and cost guidance

Formal quotations should be obtained prior to making a legal commitment to purchase the property.

Repairs	Cost guidance (optional)

Further investigations

Further investigations should be carried out before making a legal commitment to purchase the property.

C

About the property

This section includes:

- About the property
- Energy efficiency
- Location and facilities



About the property

Type of property

Approximate year the property was built

Approximate year the property was extended

Approximate year the property was converted

Information relevant to flats and maisonettes

Construction

Accommodation

	Living rooms	Bedrooms	Bath or shower	Separate toilet	Kitchen	Utility room	Conser-vatory	Other
Lower ground								
Ground								
First								
Second								
Third								
Other								
Roof spaces								

Means of escape



Energy efficiency

We are advised that the property's current energy performance, as recorded in the EPC, is as stated below.

We have checked for any obvious discrepancies between the EPC and the subject property, and the implications are explained to you

We will advise on the appropriateness of any energy improvements recommended by the EPC.

Energy efficiency rating

Issues relating to the energy efficiency rating

Main services

A marked box shows that the relevant mains service is present.

Gas

Electric

Water

Drainage

Central heating

Gas

Electric

Solid fuel

Oil

Other services or energy sources (including feed-in tariffs)

Other energy matters



Location and facilities

Grounds

Location

Facilities

Local environment

Other local factors

D

Outside the property

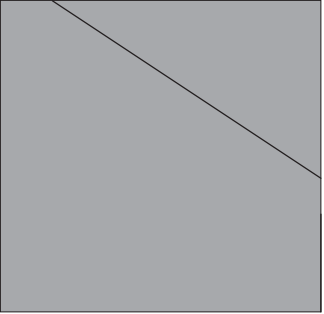
D

Outside the property


Limitations on the inspection

--

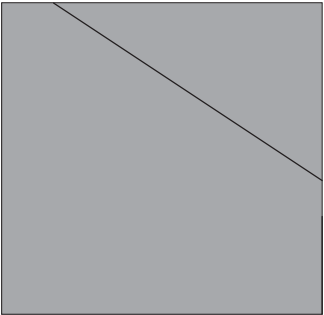
D1 Chimney stacks

	<input type="radio"/>
--	-----------------------

D2 Roof coverings

	<input type="radio"/>
---	-----------------------

D3 Rainwater pipes and gutters

	<input type="radio"/>
---	-----------------------

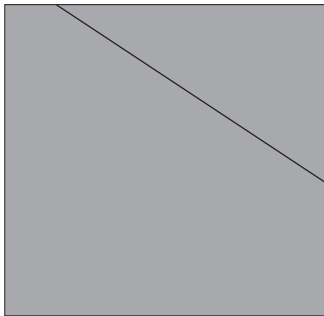
D

Outside the property

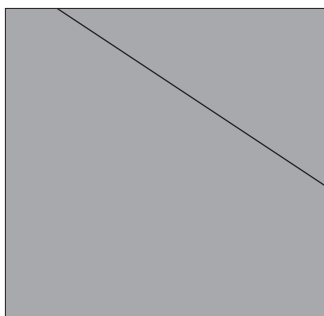
D4 Main walls

	<input type="radio"/>
---	-----------------------

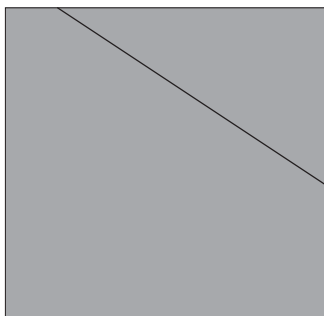
D5 Windows

	<input type="radio"/>
--	-----------------------

D6 Outside doors (including patio doors)

	<input type="radio"/>
---	-----------------------

D7 Conservatory and porches

	<input type="radio"/>
---	-----------------------

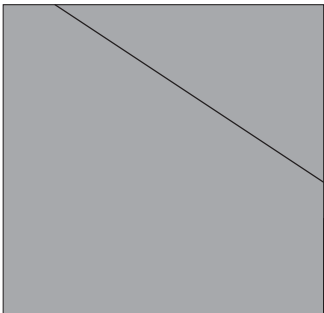
D

Outside the property

D8 Other joinery and finishes

	<input type="radio"/>
---	-----------------------

D9 Other

	<input type="radio"/>
--	-----------------------

E

Inside the property


E

Inside the property


Limitations on the inspection

--


E1 Roof structure

	<input type="radio"/>
--	-----------------------

E2 Ceilings

	<input type="radio"/>
---	-----------------------

E3 Walls and partitions

	<input type="radio"/>
---	-----------------------


E

Inside the property

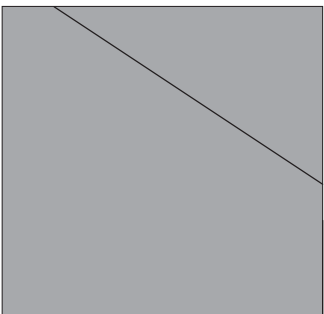
E4 Floors

	<input type="radio"/>
---	-----------------------


E5 Fireplaces, chimney breasts and flues

	<input type="radio"/>
--	-----------------------

E6 Built-in fittings (built-in kitchen and other fittings, not including appliances)

	<input type="radio"/>
---	-----------------------

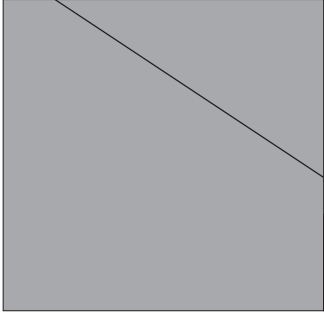
E7 Woodwork (for example, staircase joinery)

	<input type="radio"/>
---	-----------------------

E

Inside the property

E8 Bathroom fittings

	<input type="radio"/>
---	-----------------------

E9 Other

	<input type="radio"/>
--	-----------------------

F

Services

Services are generally hidden within the construction of the property. This means that we can only inspect the visible parts of the available services, and we do not carry out specialist tests. The visual inspection cannot assess the services to make sure they work efficiently and safely, and meet modern standards.

Services



Limitations on the inspection

--

F1 Electricity



1 2 3 NI

Safety warning: Electrical Safety First recommends that you should get a registered electrician to check the property and its electrical fittings at least every ten years, or on change of occupancy. All electrical installation work undertaken after 1 January 2005 should have appropriate certification. For more advice, contact Electrical Safety First.

	
--	---

F2 Gas/oil

Safety warning: All gas and oil appliances and equipment should be regularly inspected, tested, maintained and serviced by a registered 'competent person' in line with the manufacturer's instructions. This is important to make sure that the equipment is working correctly, to limit the risk of fire and carbon monoxide poisoning, and to prevent carbon dioxide and other greenhouse gases from leaking into the air. For more advice, contact the Gas Safe Register for gas installations, and OFTEC for oil installations.

	
---	---

F

Services

F3 Water

	<input type="radio"/>
---	-----------------------

F4 Heating

	<input type="radio"/>
---	-----------------------

F5 Water heating

	<input type="radio"/>
---	-----------------------

F6 Drainage

	<input type="radio"/>
---	-----------------------

F7 Common services

	<input type="radio"/>
---	-----------------------

G

Grounds

(including shared areas for flats)

G

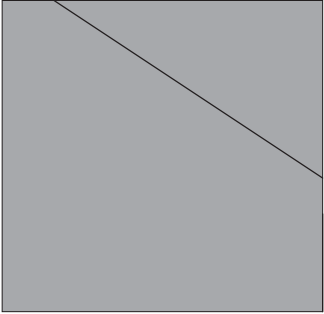
Grounds (including shared areas for flats)

Limitations on the inspection


--

G1 Garage

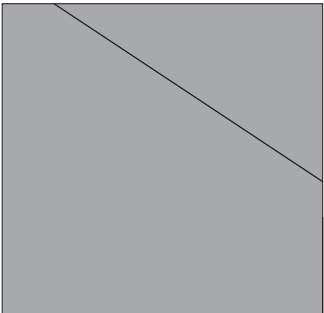
1 2 3 NI

	<input type="radio"/>
--	-----------------------

G2 Permanent outbuildings and other structures

	<input type="radio"/>
---	-----------------------

G3 Other

	<input type="radio"/>
---	-----------------------

H

Issues for your legal advisers

We do not act as a legal adviser and will not comment on any legal documents. However, if, during the inspection, we identify issues that your legal advisers may need to investigate further, we may refer to these in the report (for example, to state you should check whether there is a warranty covering replacement windows). You should show your legal advisers this section of the report.



Issues for your legal advisers

H1 Regulation

H2 Guarantees



Issues for your legal advisers

H3 Other matters



Risks

This section summarises defects and issues that present a risk to the building or grounds, or a safety risk to people. These may have been reported and condition-rated against more than one part of the property, or may be of a more general nature. They may have existed for some time and cannot be reasonably changed.

Risks

I1 Risks to the building

I2 Risks to the grounds

I3 Risks to people

I4 Other risks or hazards

J

Energy matters

This section describes energy-related matters for the property as a whole. It takes into account a broad range of energy-related features and issues already identified in the previous sections of this report, and discusses how they may be affected by the condition of the property.

This is not a formal energy assessment of the building, but part of the report that will help you get a broader view of this topic. Although this may use information obtained from an available EPC, it does not check the certificate's validity or accuracy.

J

Energy matters

J1 Insulation

J2 Heating

J3 Lighting

J4 Ventilation

J5 General

K

Surveyor's declaration



Surveyor's declaration

Surveyor's RICS number

Phone number

Company

Surveyor's address

Qualifications

Email

Website

Property address

Client's name

Date this report was produced

I confirm that I have inspected the property and prepared this report.

Signature

L

What to do now



Further investigations and getting quotes

We have provided advice below on what to do next, now that you have an overview of any work to be carried out on the property. We recommend you make a note of any quotations you receive. This will allow you to check the amounts are in line with our estimates, if cost estimates have been provided.

Getting quotations

The cost of repairs may influence the amount you are prepared to pay for the property. Before you make a legal commitment to buy the property, you should get reports and quotations for all the repairs and further investigations the surveyor may have identified. You should get at least two quotations from experienced contractors who are properly insured.

You should also:

- ask them for references from people they have worked for
- describe in writing exactly what you will want them to do and
- get them to put their quotations in writing.

Some repairs will need contractors who have specialist skills and who are members of regulated organisations (for example, electricians, gas engineers, plumbers and so on). You may also need to get Building Regulations permission or planning permission from your local authority for some work.

Further investigations and what they involve

If we are concerned about the condition of a hidden part of the building, could only see part of a defect or do not have the specialist knowledge to assess part of the property fully, we may have recommended that further investigations should be carried out to discover the true extent of the problem.

This will depend on the type of problem, but to do this properly, parts of the home may have to be disturbed, so you should discuss this matter with the current owner. In some cases, the cost of investigation may be high.

When a further investigation is recommended, the following will be included in your report:

- a description of the affected element and why a further investigation is required
- when a further investigation should be carried out and
- a broad indication of who should carry out the further investigation.

Who you should use for further investigations

You should ask an appropriately qualified person, although it is not possible to tell you which one. Specialists belonging to different types of organisations will be able to do this. For example, qualified electricians can belong to five different government-approved schemes. If you want further advice, please contact the surveyor.

M

Description of the RICS Home Survey – Level 3 service and terms of engagement

Description of the RICS Home Survey – Level 3 service and terms of engagement

The service

The RICS Home Survey – Level 3 service includes:

- a thorough **inspection** of the property (see *The inspection* below) and
- a detailed **report** based on the inspection (see *The report* below).

The surveyor who provides the RICS Home Survey – Level 3 service aims to give you professional advice to:

- help you make a reasoned and informed decision when purchasing the property, or when planning for repairs, maintenance or upgrading the property
- provide detailed advice on condition
- describe the identifiable risk of potential or hidden defects
- propose the most probable cause(s) of the defects based on the inspection and
- where practicable and agreed, provide an estimate of costs and likely timescale for identified repairs and necessary work.

Any extra services provided that are not covered by the terms and conditions of this service must be covered by a separate contract.

The inspection

The surveyor carefully and thoroughly inspects the inside and outside of the main building and all permanent outbuildings, recording the construction and defects that are evident. This inspection is intended to cover as much of the property as is physically accessible. Where this is not possible, an explanation is provided in the 'Limitations on the inspection' box in the relevant section of the report.

The surveyor does not force or open up the fabric of the building without occupier/owner consent, or if there is a risk of causing personal injury or damage. This includes taking up fitted carpets and fitted floor coverings or floorboards; moving heavy furniture; removing the contents of cupboards, roof spaces, etc.; removing secured panels and/or hatches; or undoing electrical fittings.

If necessary, the surveyor carries out parts of the inspection when standing at ground level from adjoining public property where accessible. This means the extent of the inspection will depend on a range of individual circumstances at the time of inspection, and the surveyor judges each case on an individual basis.

The surveyor uses equipment such as a damp meter, binoculars and torch, and uses a ladder for flat roofs and for hatches no more than 3m above level ground (outside) or floor surfaces (inside) if it is safe to do so.

If it is safe and reasonable to do so, the surveyor will enter the roof space and visually inspect the roof structure with attention paid to those parts vulnerable to deterioration and damage. Although thermal insulation is not moved, small corners should be lifted so its thickness and type, and the nature of

underlying ceiling can be identified (if the surveyor considers it safe to do). The surveyor does not move stored goods or other contents.

The surveyor also carries out a desk-top study and makes oral enquiries for information about matters affecting the property.

Description of the RICS Home Survey – Level 3 service and terms of engagement

Services to the property

Services are generally hidden within the construction of the property. This means that only the visible parts of the available services can be inspected, and the surveyor does not carry out specialist tests other than through their normal operation in everyday use. The visual inspection cannot assess the efficiency or safety of electrical, gas or other energy sources. It also does not investigate the plumbing, heating or drainage installations (or whether they meet current regulations), or the internal condition of any chimney, boiler or other flue.

Outside the property

The surveyor inspects the condition of boundary walls, fences, permanent outbuildings and areas in common (shared) use. To inspect these areas, the surveyor walks around the grounds and any neighbouring public property where access can be obtained. Where there are restrictions to access (e.g. a creeper plant prevents closer inspection), these are reported and advice is given on any potential underlying risks that may require further investigation.

Buildings with swimming pools and sports facilities are also treated as permanent outbuildings and are therefore inspected, but the surveyor does not report on the leisure facilities, such as the pool itself and its equipment internally or externally, landscaping and other facilities (for example, tennis courts and temporary outbuildings).

Flats

When inspecting flats, the surveyor assesses the general condition of the outside surfaces of the building, as well as its access and communal areas (for example, shared hallways and staircases that lead directly to the subject flat) and roof spaces, but only if they are accessible from within or owned by the subject flat or communal areas. The surveyor also inspects (within the identifiable boundary of the subject flat) drains, lifts, fire alarms and security systems, although the surveyor does not carry out any specialist tests other than their normal operation in everyday use.

External wall systems are not inspected. If the surveyor has specific concerns about these items, further investigation will be recommended prior to legal commitment to purchase.

Dangerous materials, contamination and environmental issues

The surveyor makes enquiries about contamination or other environmental dangers. If the surveyor suspects a problem, they recommend a further investigation.

The surveyor may assume that no harmful or dangerous materials have been used in the construction, and does not have a duty to justify making this assumption. However, if the inspection shows that such materials have been used, the surveyor must report this and ask for further instructions.

The surveyor does not carry out an asbestos inspection and does not act as an asbestos inspector when inspecting properties that may fall within *The Control of Asbestos Regulations 2012* ('CAR 2012'). However, the report should properly emphasise the suspected presence of asbestos containing materials if the inspection identifies that possibility. With flats, the surveyor assumes that there is a 'dutyholder' (as defined in the regulations), and that there is an asbestos register and an effective

management plan in place, which does not present a significant risk to health or need any immediate payment. The surveyor does not consult the dutyholder.

Description of the RICS Home Survey – Level 3 service and terms of engagement

The report

The surveyor produces a report of the inspection results for you to use, but cannot accept any liability if it is used by anyone else. If you decide not to act on the advice in the report, you do this at your own risk. The report is aimed at providing you with a detailed understanding of the condition of the property to allow you to make an informed decision on serious or urgent repairs, and on the maintenance of a wide range of reported issues.

Condition ratings

The surveyor gives condition ratings to the main parts (the 'elements') of the main building, garage and some outside elements. The condition ratings are described as follows:

- **R** – Documents we may suggest you request before you sign contracts.
- **Condition rating 3** – Defects that are serious and/or need to be repaired, replaced or investigated urgently. Failure to do so could risk serious safety issues or severe long-term damage to your property. Written quotations for repairs should be obtained prior to legal commitment to purchase.
- **Condition rating 2** – Defects that need repairing or replacing but are not considered to be either serious or urgent. The property must be maintained in the normal way.
- **Condition rating 1** – No repair is currently needed. The property must be maintained in the normal way.
- **NI** – Elements not inspected.

The surveyor notes in the report if it was not possible to check any parts of the property that the inspection would normally cover. If the surveyor is concerned about these parts, the report tells you about any further investigations that are needed.

Energy

The surveyor has not prepared the Energy Performance Certificate (EPC) as part of the RICS Home Survey – Level 3 service for the property. Where the EPC has not been made available by others, the surveyor will obtain the most recent certificate from the appropriate central registry where practicable. If the surveyor has seen the current EPC, they will review and state the relevant energy efficiency rating in this report. Where possible and appropriate, the surveyor will include additional commentary on energy-related matters for the property as a whole in the energy efficiency section of the report, but this is not a formal energy assessment of the building. Checks will be made for any obvious discrepancies between the EPC and the subject property, and the implications will be explained to you. As part of the Home Survey – Level 3 Service, the surveyor will advise on the appropriateness of any energy improvements recommended by the EPC.



Description of the RICS Home Survey – Level 3 service and terms of engagement

Issues for legal advisors

The surveyor does not act as a legal adviser and does not comment on any legal documents. If, during the inspection, the surveyor identifies issues that your legal advisers may need to investigate further, the surveyor may refer to these in the report (for example, to state you should check whether there is a warranty covering replacement windows).

This report has been prepared by a surveyor merely in their capacity as an employee or agent of a firm, company or other business entity ('the Company'). The report is the product of the Company, not of the individual surveyor. All of the statements and opinions contained in this report are expressed entirely on behalf of the Company, which accepts sole responsibility for them. For their part, the individual surveyor assumes no personal financial responsibility or liability in respect of the report, and no reliance or inference to the contrary should be drawn.

In the case of sole practitioners, the surveyor may sign the report in their own name, unless the surveyor operates as a sole trader limited liability company.

Nothing in this report excludes or limits liability for death or personal injury (including disease and impairment of mental condition) resulting from negligence.

Risks

This section summarises defects and issues that present a risk to the building or grounds, or a safety risk to people. These may have been reported and condition rated against more than one part of the property, or may be of a more general nature. They may have existed for some time and cannot be reasonably changed. The RICS Home Survey – Level 3 report will identify risks, explain the nature of the problems and explain how the client may resolve or reduce the risk.

If the property is leasehold, the surveyor gives you general advice and details of questions you should ask your legal advisers.

Description of the RICS Home Survey – Level 3 service and terms of engagement

Standard terms of engagement

1 The service – The surveyor provides the standard RICS Home Survey – Level 3 service described in this section, unless you agree with the surveyor in writing before the inspection that the surveyor will provide extra services. Any extra service will require separate terms of engagement to be entered into with the surveyor. Examples of extra services include:

- schedules of works
- supervision of works
- re-inspection
- detailed specific issue reports
- market valuation and re-instatement cost, and
- negotiation.

2 The surveyor – The service will be provided by an AssocRICS, MRICS or FRICS member of the Royal Institution of Chartered Surveyors (RICS) who has the skills, knowledge and experience to survey and report on the property.

3 Before the inspection – Before the inspection, you should tell us if there is already an agreed or proposed price for the property, and if you have any particular concerns about the property (such as a crack noted above the bathroom window or any plans for extension).

This period forms an important part of the relationship between you and the surveyor. The surveyor will use reasonable endeavours to contact you to discuss your particular concerns regarding the property, and explain (where necessary) the extent and/or limitations of the inspection and report. The surveyor also carries out a desktop study to understand the property better.

4 Terms of payment – You agree to pay the surveyor's fee and any other charges agreed in writing.

5 Cancelling this contract – You should seek advice on your obligations under *The Consumer Contracts (Information, Cancellation and Additional Charges) Regulations 2013* ('the Regulations') and/or the *Consumer Rights Act 2015*, in accordance with section 2.6 of the current edition of the *Home survey standard* RICS professional statement.

6 Liability – The report is provided for your use, and the surveyor cannot accept responsibility if it is used, or relied upon, by anyone else.

Note: These terms form part of the contract between you and the surveyor.

This report is for use in the UK.

Complaints handling procedure

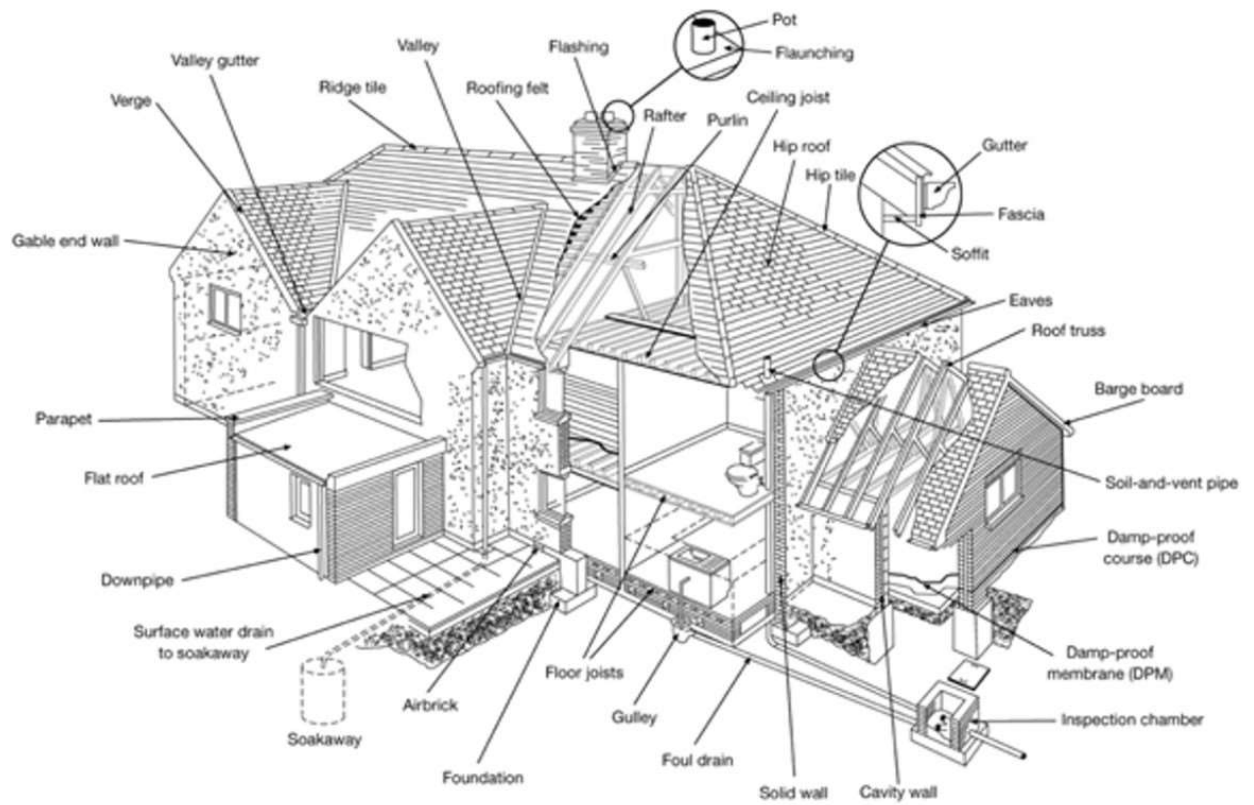
The surveyor will have a complaints handling procedure and will give you a copy if you ask. The surveyor is required to provide you with contact details, in writing, for their complaints department or the person responsible for dealing with client complaints. Where the surveyor is party to a redress scheme, those details should also be provided. If any of this information is not provided, please notify the surveyor and ask for it to be supplied.

N

Typical house diagram

Typical house diagram

This diagram illustrates where you may find some of the building elements referred to in the report.



RICS disclaimer

You should know...

This report has been prepared by a surveyor merely in their capacity as an employee or agent of a firm, company or other business entity ('the Company'). The report is the product of the Company, not of the individual surveyor. All of the statements and opinions contained in this report are expressed entirely on behalf of the Company, which accepts sole responsibility for them. For their part, the individual surveyor assumes no personal financial responsibility or liability in respect of the report, and no reliance or inference to the contrary should be drawn.

In the case of sole practitioners, the surveyor may sign the report in their own name unless the surveyor operates as a sole trader limited liability company.

Nothing in this report excludes or limits liability for death or personal injury (including disease and impairment of mental condition) resulting from negligence.

This document is issued in blank form by the Royal Institution of Chartered Surveyors (RICS) and is available only to parties who have signed a licence agreement with RICS.

RICS gives no representations or warranties, express or implied, and no responsibility or liability is accepted for the accuracy or completeness of the information inserted into the document, or any other written or oral information given to any interested party or its advisers. Any such liability is expressly disclaimed.